



A2 Insights Virginia Poll

September 2025

Survey Overview

Field Dates: September 26 – September 28, 2025

Sample Size: 771 Virginia likely voters

Sponsor: N/A

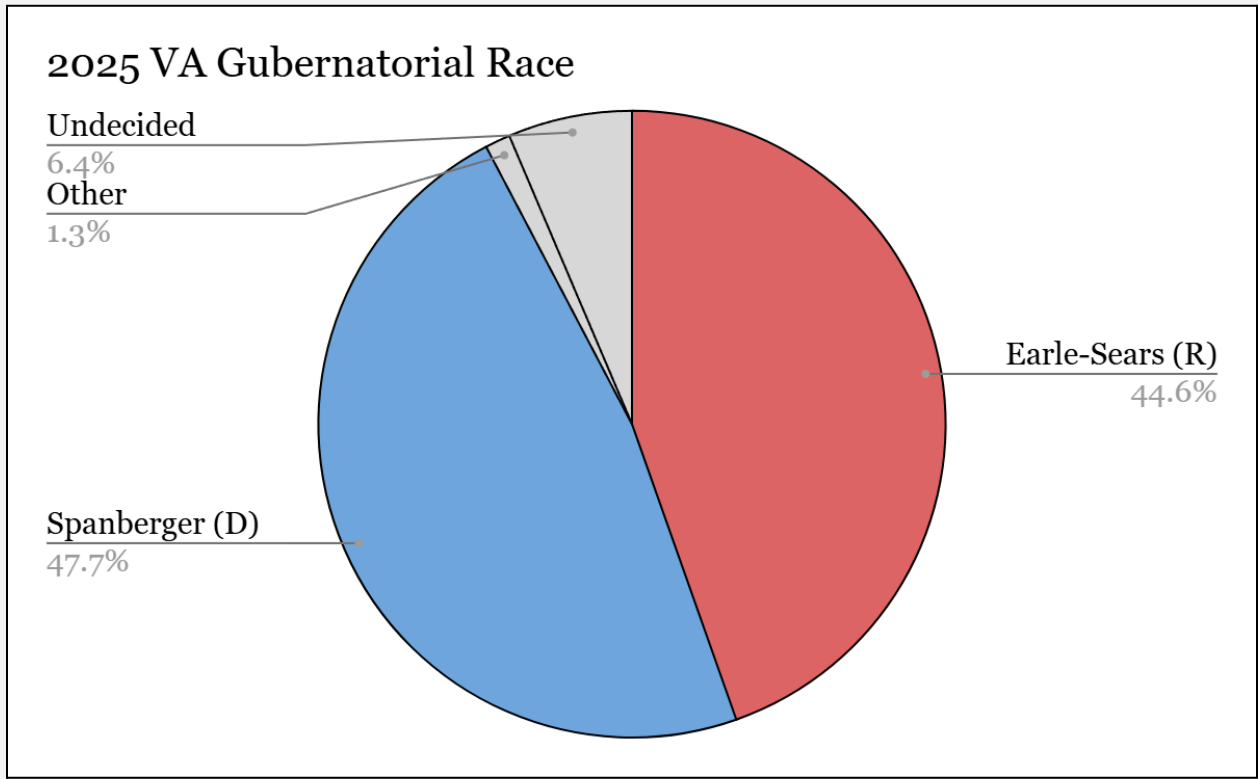
Survey Objectives & Key Findings

- 2025 VA Gubernatorial Race (Spanberger +3.1%)
 - 2025 VA Lieutenant Gubernatorial Race (Hashmi +4.9%)
 - 2025 VA Attorney General Race (Jones +2.7%)
 - Direction of State (Wrong Track -2.4%)
 - Glenn Youngkin Approval (Disapprove -0.2%)
-

Methodology

Respondents were recruited through an online, opt-in panel conducted in English. Results were weighted to be representative of Virginia’s active voter population based on age (determined by targeted recruitment), sex, race, education, political ideology, and recalled 2024 presidential vote. A synthetic post-stratification frame was constructed using population benchmarks from 2021 gubernatorial and 2024 presidential election exit poll data. Statistical modeling was employed to account for non-response.

Results

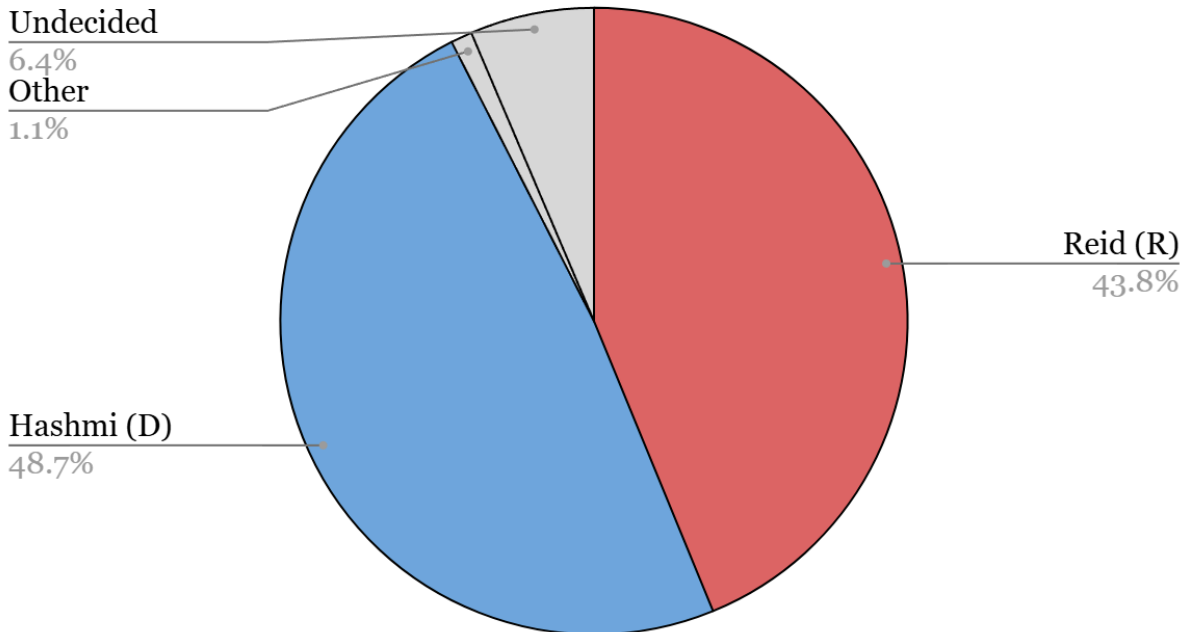


2025 VA Gubernatorial Race - Topline				
	Earle-Sears (R)	Spanberger (D)	Other	Undecided
Mean	44.6%	47.7%	1.3%	6.4%

2025 VA Gubernatorial Race - Topline				
95% Credible Interval	42.3% to 47.3%	44.8% to 50.3%	0.4% to 2.8%	4.9% to 8.3%

2025 VA Gubernatorial Race - Crosstabs			
	Earle-Sears (R)	Spanberger (D)	Other/Undecided
18-44	40%	52%	8%
45+	47%	46%	7%
Male	48%	44%	8%
Female	42%	52%	6%
White	51%	43%	6%
Non-White	26%	60%	14%
Non-College	49%	46%	5%
Bachelor's+	40%	50%	10%
Conservative	83%	9%	8%
Liberal	6%	86%	8%
Moderate	38%	54%	8%

2025 VA Lieutenant Gubernatorial Race



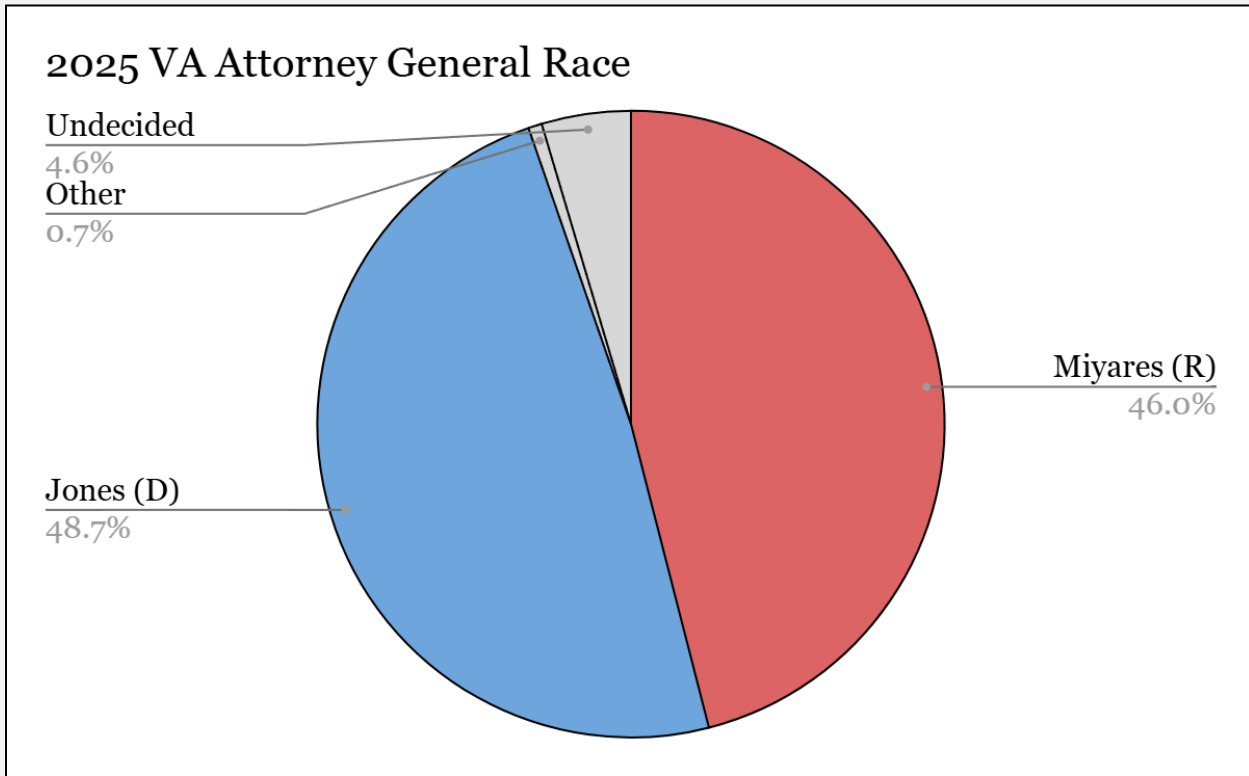
2025 VA Lieutenant Gubernatorial Race - Topline

	Reid (R)	Hashmi (D)	Other	Undecided
Mean	43.8%	48.7%	1.1%	6.4%
95% Credible Interval	41.5% to 46.4%	46.0% to 51.0%	0.4% to 2.4%	5.1% to 8.1%

2025 VA Lieutenant Gubernatorial Race - Crosstabs

	Reid (R)	Hashmi (D)	Other/Undecided
18-44	41%	53%	6%
45+	45%	47%	8%
Male	48%	44%	8%
Female	40%	53%	7%
White	50%	44%	6%
Non-White	25%	63%	12%

2025 VA Lieutenant Gubernatorial Race - Crosstabs			
Non-College	48%	46%	6%
Bachelor's+	39%	51%	10%
Conservative	81%	8%	11%
Liberal	6%	92%	2%
Moderate	39%	53%	8%

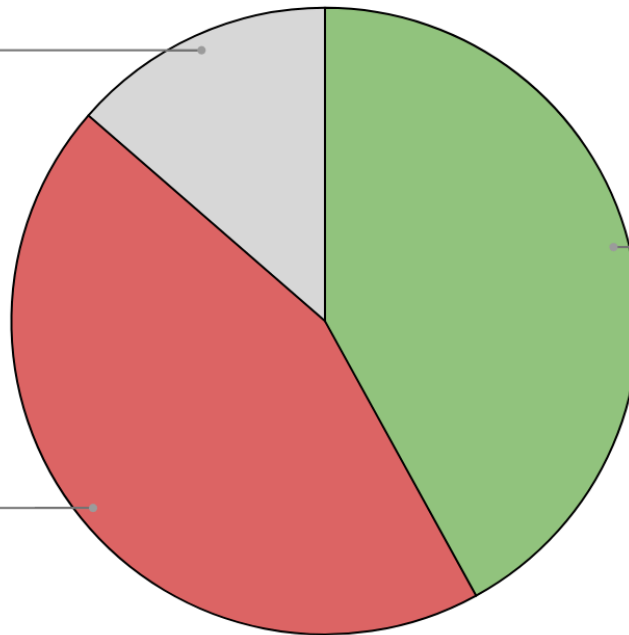


2025 VA Attorney General Race - Topline				
	Miyares (R)	Jones (D)	Other	Undecided
Mean	46.0%	48.7%	0.7%	4.6%
95% Credible Interval	43.5% to 48.7%	45.9% to 51.2%	0.1% to 2.0%	3.2% to 6.6%

2025 VA Attorney General Race - Crosstabs			
	Miyares (R)	Jones (D)	Other/Undecided
18-44	43%	54%	3%
45+	47%	46%	7%
Male	51%	46%	3%
Female	41%	51%	8%
White	52%	44%	4%
Non-White	29%	62%	9%
Non-College	49%	45%	6%
Bachelor's+	42%	52%	6%
Conservative	86%	9%	5%
Liberal	7%	90%	3%
Moderate	39%	53%	8%

Direction of State

No opinion
13.6%



Right direction
42.0%

Wrong track
44.4%

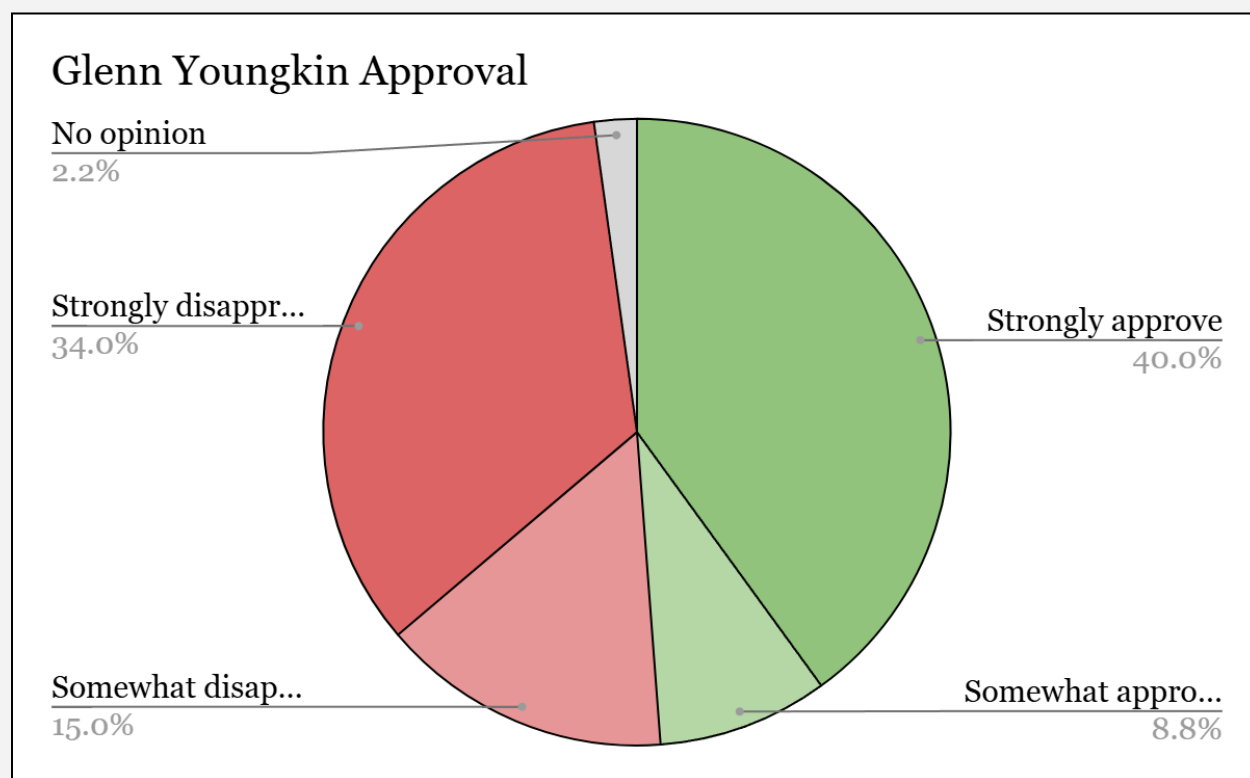
Direction of State - Topline

	Right direction	Wrong track	No opinion
Mean	42.0%	44.4%	13.6%
95% Credible Interval	39.2% to 45.1%	40.8% to 47.9%	10.7% to 17.0%

Direction of State - Crosstabs

	Right direction	Wrong track	No opinion
18-44	39%	48%	13%
45+	43%	43%	14%
Male	49%	43%	8%
Female	36%	46%	18%
White	48%	39%	13%
Non-White	26%	59%	15%

Direction of State - Crosstabs			
Non-College	42%	43%	15%
Bachelor's+	42%	46%	12%
Conservative	73%	17%	10%
Liberal	13%	72%	15%
Moderate	34%	49%	17%



Glenn Youngkin Approval - Topline			
	Approve	Disapprove	No opinion
Mean	48.8%	49.0%	2.2%
95% Credible Interval	46.2% to 51.8%	46.0% to 51.8%	0.9% to 4.1%

Glenn Youngkin Approval - Crosstabs			
	Approve	Disapprove	No opinion
18-44	44%	54%	2%
45+	51%	47%	2%
Male	54%	45%	1%
Female	45%	53%	2%
White	55%	44%	1%
Non-White	33%	64%	3%
Non-College	52%	45%	3%
Bachelor's+	45%	53%	2%
Conservative	85%	13%	2%
Liberal	10%	88%	2%
Moderate	46%	51%	3%

Limitations Acknowledgement

This poll used a nonprobability, opt-in panel. While weighting and statistical modeling were applied to improve representativeness, results should be interpreted with caution when generalizing to the broader population. Furthermore, traditional margins of error do not apply to nonprobability samples; instead, we report credible intervals, which reflect sampling uncertainties and assume the validity of our model. For more information, see [AAPOR's statement on credibility intervals](#).

Questionnaire

1. Are you currently registered to vote in Virginia?

- ❖ No (response discarded)
- ❖ Yes

2. There will be an election for Governor, Lieutenant Governor, and Attorney General of Virginia in November. How likely are you to vote in this upcoming election?

- ❖ Definitely will vote
- ❖ Probability will vote
- ❖ May or may not vote (response discarded)
- ❖ Probability will not vote (response discarded)
- ❖ Definitely will not vote (response discarded)

3. If the 2025 Virginia election for governor were held today, who would you vote for, or are you undecided?

- ❖ Winsome Earle-Sears, the Republican (order randomized)
- ❖ Abigail Spanberger, the Democrat (order randomized)
- ❖ Other candidate
- ❖ Undecided

4. If the 2025 Virginia election for lieutenant governor were held today, who would you vote for, or are you undecided?

- ❖ John Reid, the Republican (order randomized)
- ❖ Ghazala Hashmi, the Democrat (order randomized)
- ❖ Other candidate
- ❖ Undecided

5. If the 2025 Virginia election for attorney general were held today, who would you vote for, or are you undecided?

- ❖ Jason Miyares, the Republican (order randomized)
- ❖ Jay Jones, the Democrat (order randomized)
- ❖ Other candidate
- ❖ Undecided

6. As of today, would you say things in Virginia are headed in the right direction or on the wrong track?

- ❖ Right direction
- ❖ Wrong track
- ❖ No opinion

7. Do you approve or disapprove of the way Glenn Youngkin is handling his job as governor?

- ❖ Strongly approve
- ❖ Somewhat approve
- ❖ Somewhat disapprove
- ❖ Strongly disapprove
- ❖ No opinion

8. Generally speaking, do you consider yourself to be a liberal, conservative, or moderate?

- ❖ Liberal
- ❖ Conservative
- ❖ Moderate

9. Looking back to 2024, who did you vote for in the most recent presidential election?

- ❖ Donald Trump
- ❖ Kamala Harris
- ❖ Other candidate

- ❖ Did not vote

10. What is the highest level of formal education you have completed?

- ❖ High school diploma or less
- ❖ Some college or associate degree
- ❖ Bachelor's degree or higher

11. What is your sex?

- ❖ Male
- ❖ Female

12. What is your race or ethnicity?

- ❖ White
- ❖ Black
- ❖ Hispanic
- ❖ Asian
- ❖ Other